



PSB REPORT

2025

QUARTER 1

LANARK  
COUNTY

## TABLE OF CONTENTS

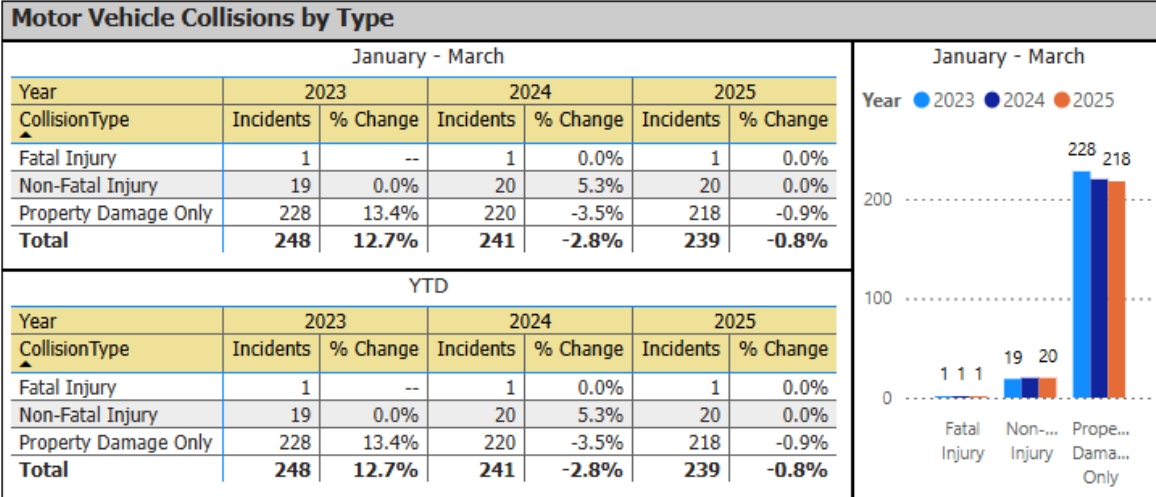
(Click on Title to Link to Content – ALT Left Arrow to Return to Table)

<a href="#">COLLISIONS</a>	<a href="#">3</a>
<a href="#">FATALITIES</a>	<a href="#">4</a>
<a href="#">CHARGES</a>	<a href="#">5</a>
<a href="#">WARNINGS</a>	<a href="#">6</a>
<a href="#">VIOLENT CRIME</a>	<a href="#">7</a>
<a href="#">PROPERTY CRIME</a>	<a href="#">8</a>
<a href="#">DRUG CRIME</a>	<a href="#">9</a>
<a href="#">OTHER CRIME</a>	<a href="#">10</a>
<a href="#">CLEARANCE RATE</a>	<a href="#">11</a>
<a href="#">UNFOUNDED</a>	<a href="#">12</a>
<a href="#">COMPLAINTS / PATROL</a>	<a href="#">13</a>
<a href="#">YOUTH CHARGES</a>	<a href="#">14</a>
<a href="#">MENTAL HEALTH</a>	<a href="#">15</a>
<a href="#">OVERDOSE</a>	<a href="#">16</a>
<a href="#">VICTIM SERVICES</a>	<a href="#">17</a>

# LANARK COUNTY POLICE SERVICE BOARD REPORT



## OPP Detachment Board Report Collision Reporting System January - March 2025



# LANARK COUNTY POLICE SERVICE BOARD REPORT



## OPP Detachment Board Report Collision Reporting System January - March 2025

Fatalities in Detachment Area - Incidents									
January - March									
Type	Motor Vehicle			Motorized Snow Vehicle			Off-Road Vehicle		
Year	Alcohol/Drugs	Incidents	% Change	Alcohol/Drugs	Incidents	% Change	Alcohol/Drugs	Incidents	% Change
2023	0	0	--	0	1	--	0	0	--
2024	0	1	--	0	0	-100.0%	0	0	--
2025	0	1	0.0%	0	0	--	0	0	--

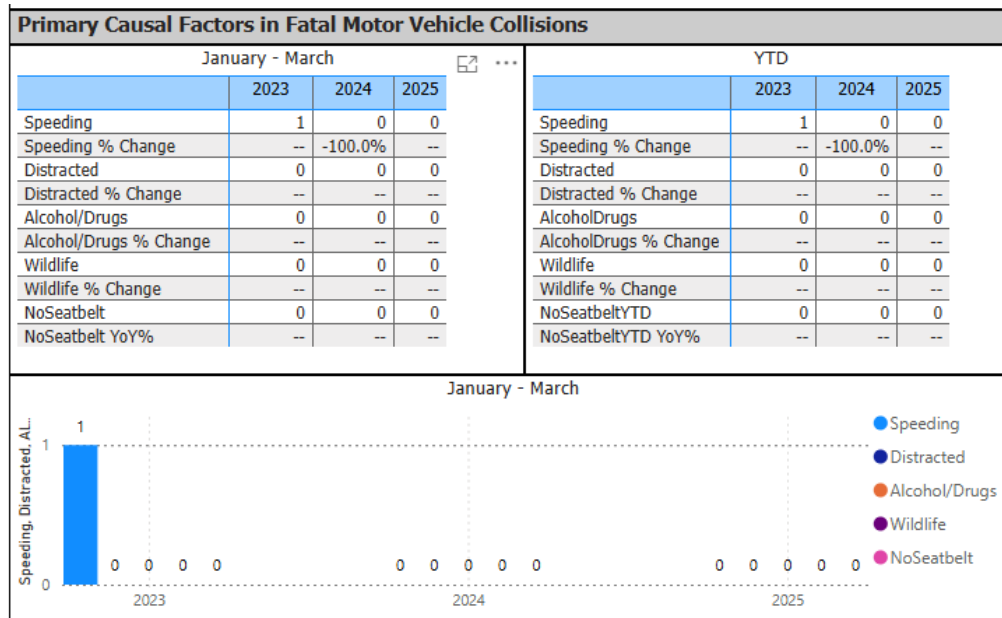
YTD									
Type	Motor Vehicle			Motorized Snow Vehicle			Off-Road Vehicle		
Year	Alcohol/Drugs	Incidents	% Change	Alcohol/Drugs	Incidents	% Change	Alcohol/Drugs	Incidents	% Change
2023	0	0	--	0	1	--	0	0	--
2024	0	1	--	0	0	-100.0%	0	0	--
2025	0	1	0.0%	0	0	--	0	0	--

Fatalities in Detachment Area - Persons Killed									
January - March									
Type	Motor Vehicle		Motorized Snow Vehicle		Off-Road Vehicle				
Year	Persons Killed	% Change	Persons Killed	% Change	Persons Killed	% Change			
2023	0	--	1	--	0	--			
2024	1	--	0	-100.0%	0	--			
2025	1	0.0%	0	--	0	--			

YTD									
Type	Motor Vehicle		Motorized Snow Vehicle		Off-Road Vehicle				
Year	Persons Killed	% Change	Persons Killed	% Change	Persons Killed	% Change			
2023	0	--	1	--	0	--			
2024	1	--	0	-100.0%	0	--			
2025	1	0.0%	0	--	0	--			



# LANARK COUNTY POLICE SERVICE BOARD REPORT



## OPP Detachment Board Report Records Management System January - March 2025

### Criminal Code and Provincial Statute Charges Laid

January - March

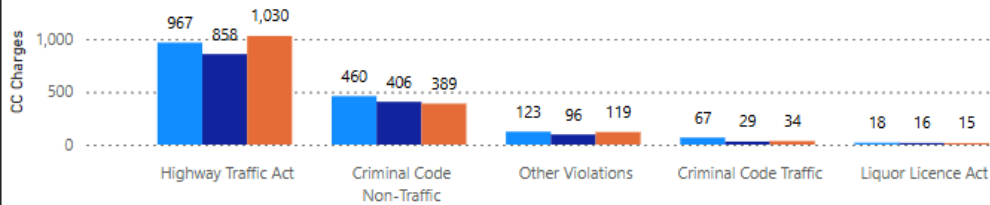
Year	2023		2024		2025	
ChargeCategory1	Offence Count	% Change	Offence Count	% Change	Offence Count	% Change
Criminal Code Non-Traffic	460	64.3%	406	-11.7%	389	-4.2%
Criminal Code Traffic	67	109.4%	29	-56.7%	34	17.2%
Highway Traffic Act	967	17.4%	858	-11.3%	1,030	20.0%
Liquor Licence Act	18	-18.2%	16	-11.1%	15	-6.3%
Other Violations	123	55.7%	96	-22.0%	119	24.0%
<b>Total</b>	<b>1,635</b>	<b>32.2%</b>	<b>1,405</b>	<b>-14.1%</b>	<b>1,587</b>	<b>13.0%</b>

YTD

Year	2023		2024		2025	
ChargeCategory1	Offence Count	% Change	Offence Count	% Change	Offence Count	% Change
Criminal Code Non-Traffic	460	64.3%	406	-11.7%	389	-4.2%
Criminal Code Traffic	67	109.4%	29	-56.7%	34	17.2%
Highway Traffic Act	967	17.4%	858	-11.3%	1,030	20.0%
Liquor Licence Act	18	-18.2%	16	-11.1%	15	-6.3%
Other Violations	123	55.7%	96	-22.0%	119	24.0%
<b>Total</b>	<b>1,635</b>	<b>32.2%</b>	<b>1,405</b>	<b>-14.1%</b>	<b>1,587</b>	<b>13.0%</b>

January - March

Year ● 2023 ● 2024 ● 2025



### Traffic Related Charges

January - March

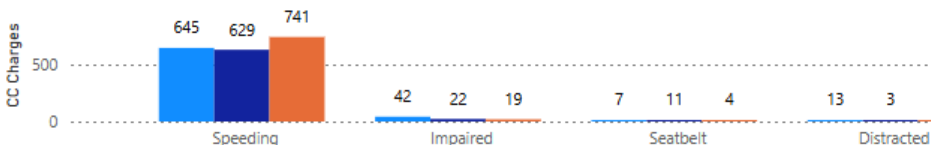
Year	2023		2024		2025	
ChargeCategory2	Offence Count	% Change	Offence Count	% Change	Offence Count	% Change
Speeding	645	6.1%	629	-2.5%	741	17.8%
Seatbelt	7	-50.0%	11	57.1%	4	-63.6%
Impaired	42	75.0%	22	-47.6%	19	-13.6%
Distracted	13	-23.5%	3	-76.9%	4	33.3%

YTD

Year	2023		2024		2025	
ChargeCategory2	Offence Count	% Change	Offence Count	% Change	Offence Count	% Change
Speeding	645	6.1%	629	-2.5%	741	17.8%
Seatbelt	7	-50.0%	11	57.1%	4	-63.6%
Impaired	42	75.0%	22	-47.6%	19	-13.6%
Distracted	13	-23.5%	3	-76.9%	4	33.3%

January - March

Year ● 2023 ● 2024 ● 2025



# LANARK COUNTY POLICE SERVICE BOARD REPORT



## OPP Detachment Board Report Records Management System January - March 2025

### eTicketing Warnings

January - March

Year	2024		2025	
Type	Total	% Change	Total	% Change
Warning	276	0.7%	452	63.8%

YTD

Year	2024		2025	
Type	Total	% Change	Total	% Change
Warning	276	0.7%	452	63.8%

January - March

Type ● Warning



# LANARK COUNTY POLICE SERVICE BOARD REPORT

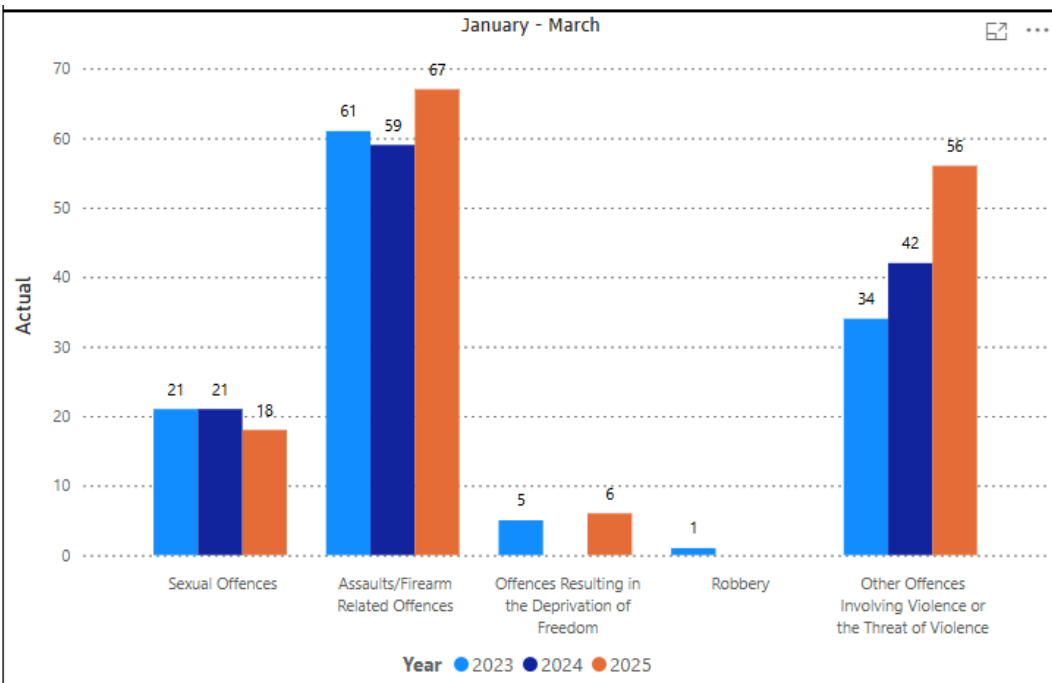


## OPP Detachment Board Report Records Management System January - March 2025

Violent Crime						
January-March						
Year	2023		2024		2025	
ViolationGrp	Actual	% Change	Actual	% Change	Actual	% Change
Homicides	0	--	0	--	0	--
Other Offences Causing Death	0	--	0	--	0	--
Attempted Murder	0	--	0	--	0	--
Sexual Offences	21	61.5%	21	0.0%	18	-14.3%
Assaults/Firearm Related Offences	61	41.9%	59	-3.3%	67	13.6%
Offences Resulting in the Deprivation of Freedom	5	--	0	-100.0%	6	--
Robbery	1	--	0	-100.0%	0	--
Other Offences Involving Violence or the Threat of Violence	34	-17.1%	42	23.5%	56	33.3%
Offences in Relation to Sexual Services	0	--	0	--	0	--
<b>Total</b>	<b>122</b>	<b>25.8%</b>	<b>122</b>	<b>0.0%</b>	<b>147</b>	<b>20.5%</b>

YTD						
Year	2023		2024		2025	
ViolationGrp	Actual	% Change	Actual	% Change	Actual	% Change
Homicides	0	--	0	--	0	--
Other Offences Causing Death	0	--	0	--	0	--
Attempted Murder	0	--	0	--	0	--
Sexual Offences	21	61.5%	21	0.0%	18	-14.3%
Assaults/Firearm Related Offences	61	41.9%	59	-3.3%	67	13.6%
Offences Resulting in the Deprivation of Freedom	5	--	0	-100.0%	6	--
Robbery	1	--	0	-100.0%	0	--
Other Offences Involving Violence or the Threat of Violence	34	-17.1%	42	23.5%	56	33.3%
Offences in Relation to Sexual Services	0	--	0	--	0	--
<b>Total</b>	<b>122</b>	<b>25.8%</b>	<b>122</b>	<b>0.0%</b>	<b>147</b>	<b>20.5%</b>



# LANARK COUNTY POLICE SERVICE BOARD REPORT

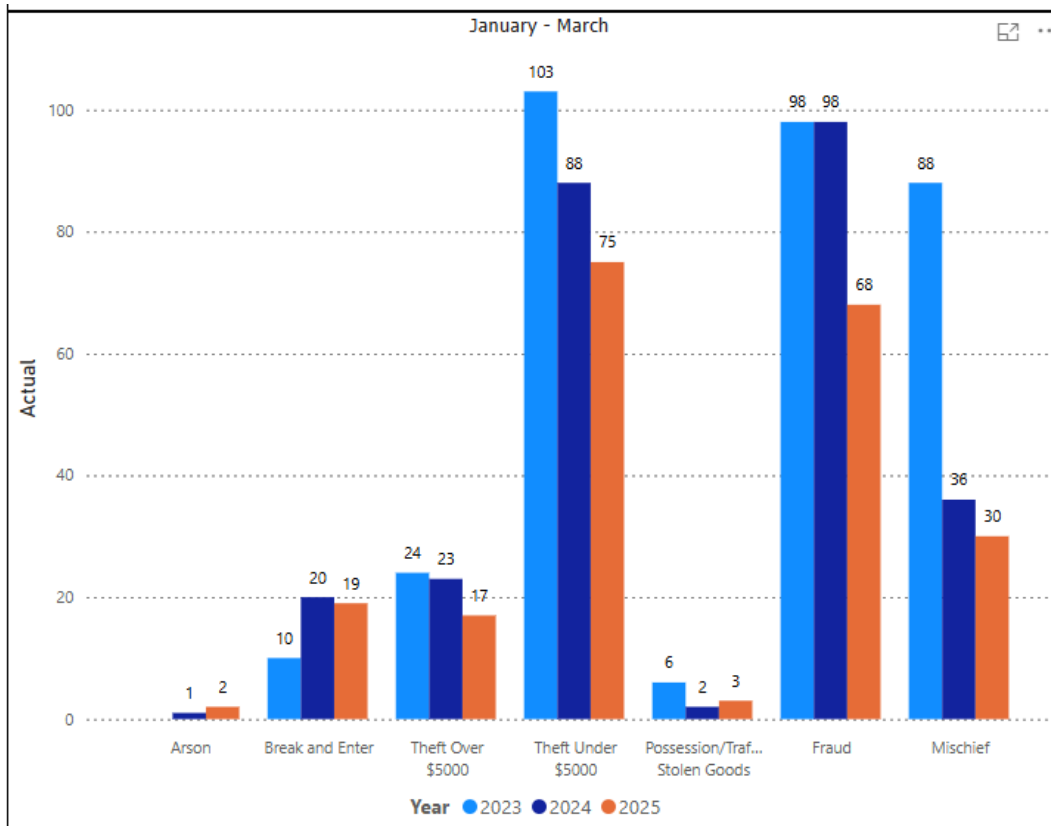


## OPP Detachment Board Report Records Management System January - March 2025

Property Crime						
January - March						
Year	2023		2024		2025	
ViolationGrp	Actual	% Change	Actual	% Change	Actual	% Change
Arson	0	--	1	--	2	100.0%
Break and Enter	10	-16.7%	20	100.0%	19	-5.0%
Theft Over \$5000	24	140.0%	23	-4.2%	17	-26.1%
Theft Under \$5000	103	49.3%	88	-14.6%	75	-14.8%
Possession/Trafficking Stolen Goods	6	--	2	-66.7%	3	50.0%
Fraud	98	11.4%	98	0.0%	68	-30.6%
Mischief	88	214.3%	36	-59.1%	30	-16.7%
<b>Total</b>	<b>329</b>	<b>58.9%</b>	<b>268</b>	<b>-18.5%</b>	<b>214</b>	<b>-20.1%</b>

YTD						
Year	2023		2024		2025	
ViolationGrp	Actual	% Change	Actual	% Change	Actual	% Change
Arson	0	--	1	--	2	100.0%
Break and Enter	10	-16.7%	20	100.0%	19	-5.0%
Theft Over \$5000	24	140.0%	23	-4.2%	17	-26.1%
Theft Under \$5000	103	49.3%	88	-14.6%	75	-14.8%
Possession/Trafficking Stolen Goods	6	--	2	-66.7%	3	50.0%
Fraud	98	11.4%	98	0.0%	68	-30.6%
Mischief	88	214.3%	36	-59.1%	30	-16.7%
<b>Total</b>	<b>329</b>	<b>58.9%</b>	<b>268</b>	<b>-18.5%</b>	<b>214</b>	<b>-20.1%</b>





# LANARK COUNTY POLICE SERVICE BOARD REPORT

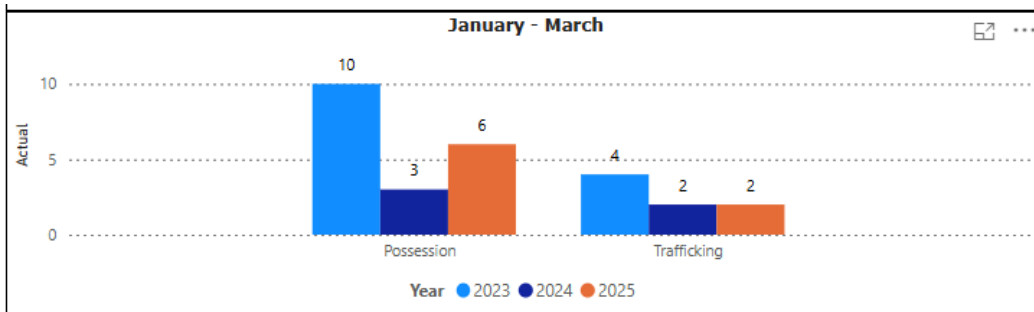


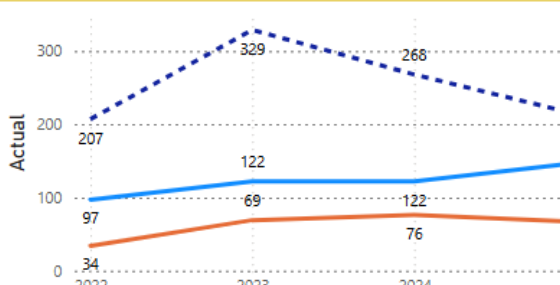
## OPP Detachment Board Report Records Management System January - March 2025

Drug Crime						
January - March						
Year	2023		2024		2025	
ViolationGrp	Actual	% Change	Actual	% Change	Actual	% Change
Possession	10	900.0%	3	-70.0%	6	100.0%
Trafficking	4	33.3%	2	-50.0%	2	0.0%
Importation & Production	0	--	0	--	0	--
Cannabis Possession	0	--	0	--	0	--
Cannabis Distribution	0	--	0	--	0	--
Cannabis Sale	0	--	0	--	0	--
Cannabis Importation & Exportation	0	--	0	--	0	--
Cannabis Production	0	--	0	--	0	--
Other Cannabis Violations	0	--	0	--	0	--
<b>Total</b>	<b>14</b>	<b>250.0%</b>	<b>5</b>	<b>-64.3%</b>	<b>8</b>	<b>60.0%</b>

YTD						
Year	2023		2024		2025	
ViolationGrp	Actual	% Change	Actual	% Change	Actual	% Change
Possession	10	900.0%	3	-70.0%	6	100.0%
Trafficking	4	33.3%	2	-50.0%	2	0.0%
Importation & Production	0	--	0	--	0	--
Cannabis Possession	0	--	0	--	0	--
Cannabis Distribution	0	--	0	--	0	--
Cannabis Sale	0	--	0	--	0	--
Cannabis Importation & Exportation	0	--	0	--	0	--
Cannabis Production	0	--	0	--	0	--
Other Cannabis Violations	0	--	0	--	0	--
<b>Total</b>	<b>14</b>	<b>250.0%</b>	<b>5</b>	<b>-64.3%</b>	<b>8</b>	<b>60.0%</b>



Top 3 Violation Types					Top 5 Violation Groups																																									
January - March					January - March																																									
Actual					<table><tr><th>ViolationGrp</th><th>2022</th><th>2023</th><th>2024</th><th>2025</th><th>Total</th></tr><tr><td>Fraud</td><td>88</td><td>98</td><td>98</td><td>68</td><td>352</td></tr><tr><td>Theft Under \$5000</td><td>69</td><td>103</td><td>88</td><td>75</td><td>335</td></tr><tr><td>Assaults/Firearm Related Offences</td><td>43</td><td>61</td><td>59</td><td>67</td><td>230</td></tr><tr><td>Mischief</td><td>28</td><td>88</td><td>36</td><td>30</td><td>182</td></tr><tr><td>Other Offences Involving Violence or the Threat of Violence</td><td>41</td><td>34</td><td>42</td><td>56</td><td>173</td></tr></table>						ViolationGrp	2022	2023	2024	2025	Total	Fraud	88	98	98	68	352	Theft Under \$5000	69	103	88	75	335	Assaults/Firearm Related Offences	43	61	59	67	230	Mischief	28	88	36	30	182	Other Offences Involving Violence or the Threat of Violence	41	34	42	56	173
	ViolationGrp	2022	2023	2024	2025	Total																																								
	Fraud	88	98	98	68	352																																								
	Theft Under \$5000	69	103	88	75	335																																								
	Assaults/Firearm Related Offences	43	61	59	67	230																																								
	Mischief	28	88	36	30	182																																								
Other Offences Involving Violence or the Threat of Violence	41	34	42	56	173																																									
2022	207	329	266	214																																										
2023	97	122	122	147																																										
2024	34	69	76	67																																										
2025																																														
— Violent - - - Property — Other																																														

# LANARK COUNTY POLICE SERVICE BOARD REPORT



## OPP Detachment Board Report Records Management System January - March 2025

### Other Crime Occurrences

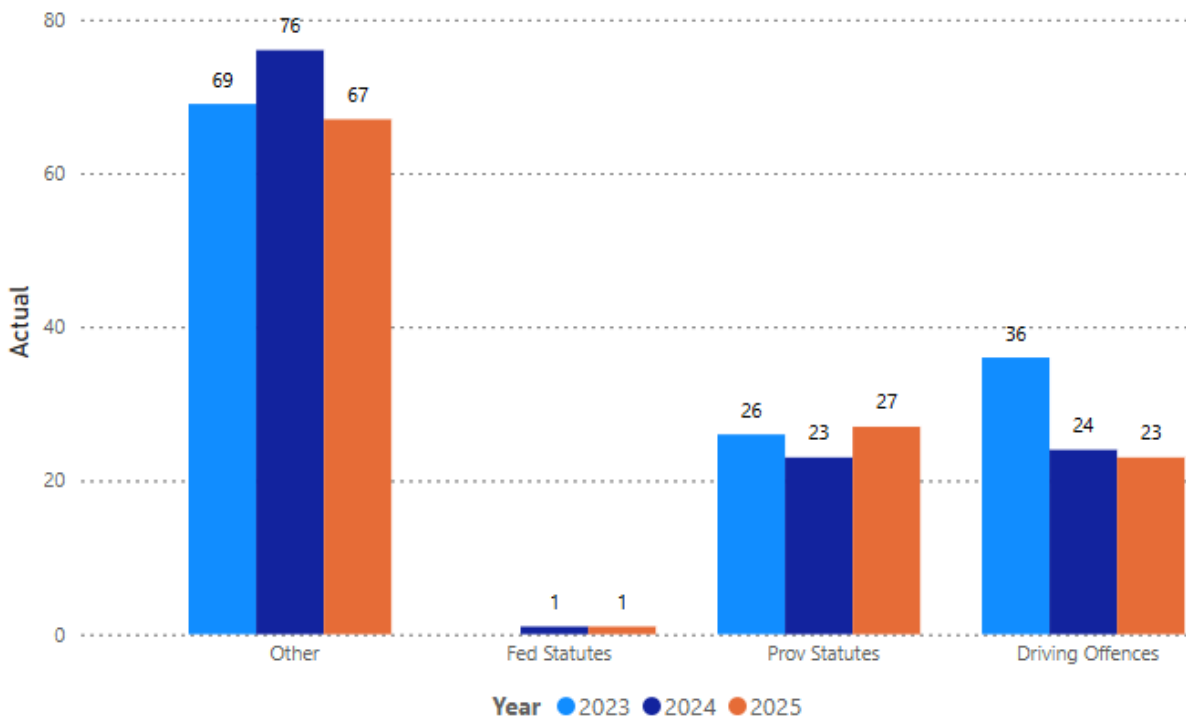
January - March

Year	2023		2024		2025	
Violation_rollup	Actual	% Change	Actual	% Change	Actual	% Change
Other	69	102.9%	76	10.1%	67	-11.8%
Fed Statutes	0	--	1	--	1	0.0%
Prov Statutes	26	-29.7%	23	-11.5%	27	17.4%
Driving Offences	36	125.0%	24	-33.3%	23	-4.2%
<b>Total</b>	<b>131</b>	<b>50.6%</b>	<b>124</b>	<b>-5.3%</b>	<b>118</b>	<b>-4.8%</b>

YTD

Year	2023		2024		2025	
Violation_rollup	Actual	% Change	Actual	% Change	Actual	% Change
Other	69	102.9%	76	10.1%	67	-11.8%
Fed Statutes	0	--	1	--	1	0.0%
Prov Statutes	26	-29.7%	23	-11.5%	27	17.4%
Driving Offences	36	125.0%	24	-33.3%	23	-4.2%
<b>Total</b>	<b>131</b>	<b>50.6%</b>	<b>124</b>	<b>-5.3%</b>	<b>118</b>	<b>-4.8%</b>

January - March



# LANARK COUNTY POLICE SERVICE BOARD REPORT

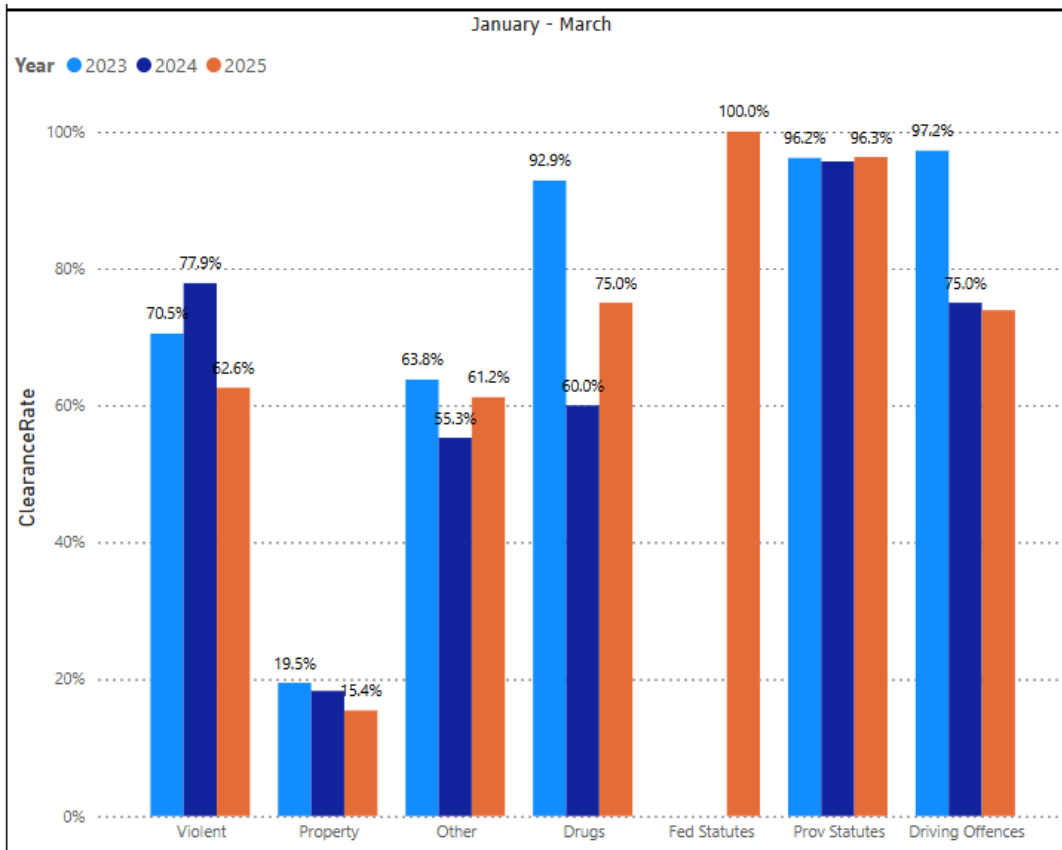


## OPP Detachment Board Report Records Management System January - March 2025

Clearance Rate						
January - March						
Year	2023		2024		2025	
	%	% Change	%	% Change	%	% Change
Violent	70.5%	26.6%	77.9%	10.5%	62.6%	-19.6%
Property	19.5%	43.8%	18.3%	-6.0%	15.4%	-15.7%
Other	63.8%	-16.6%	55.3%	-13.3%	61.2%	10.7%
Drugs	92.9%	23.8%	60.0%	-35.4%	75.0%	25.0%
Fed Statutes			0.0%	--	100.0%	--
Prov Statutes	96.2%	-1.2%	95.7%	-0.5%	96.3%	0.7%
Driving Offences	97.2%	3.7%	75.0%	-22.9%	73.9%	-1.4%

YTD						
Year	2023		2024		2025	
Violation_rollup	%	% Change	%	% Change	%	% Change
Violent	70.5%	26.6%	77.9%	10.5%	62.6%	-19.6%
Property	19.5%	43.8%	18.3%	-6.0%	15.4%	-15.7%
Other	63.8%	-16.6%	55.3%	-13.3%	61.2%	10.7%
Drugs	92.9%	23.8%	60.0%	-35.4%	75.0%	25.0%
Fed Statutes			0.0%	--	100.0%	--
Prov Statutes	96.2%	-1.2%	95.7%	-0.5%	96.3%	0.7%
Driving Offences	97.2%	3.7%	75.0%	-22.9%	73.9%	-1.4%



# LANARK COUNTY POLICE SERVICE BOARD REPORT



## OPP Detachment Board Report Records Management System January - March 2025

### Unfounded

January - March

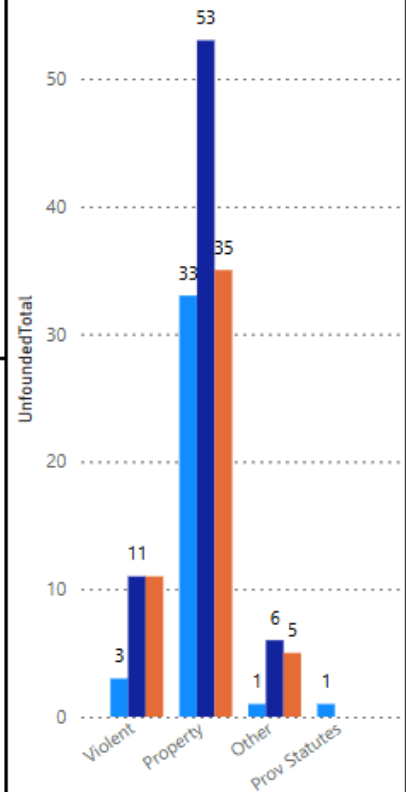
Year	2023		2024		2025	
Violation_rollup	Count	% Change	Count	% Change	Count	% Change
Violent	3	0.0%	11	266.7%	11	0.0%
Property	33	17.9%	53	60.6%	35	-34.0%
Other	1	0.0%	6	500.0%	5	-16.7%
Drugs	0	--	0	--	0	--
Fed Statutes	0	--	0	--	0	--
Prov Statutes	1	--	0	-100.0%	0	--
Driving Offences	0	--	0	--	0	--
<b>Total</b>	<b>38</b>	<b>18.8%</b>	<b>70</b>	<b>84.2%</b>	<b>51</b>	<b>-27.1%</b>

YTD

Year	2023		2024		2025	
Violation_rollup	Count	% Change	Count	% Change	Count	% Change
Violent	3	0.0%	11	266.7%	11	0.0%
Property	33	17.9%	53	60.6%	35	-34.0%
Other	1	0.0%	6	500.0%	5	-16.7%
Drugs	0	--	0	--	0	--
Fed Statutes	0	--	0	--	0	--
Prov Statutes	1	--	0	-100.0%	0	--
Driving Offences	0	--	0	--	0	--
<b>Total</b>	<b>38</b>	<b>18.8%</b>	<b>70</b>	<b>84.2%</b>	<b>51</b>	<b>-27.1%</b>

January - March

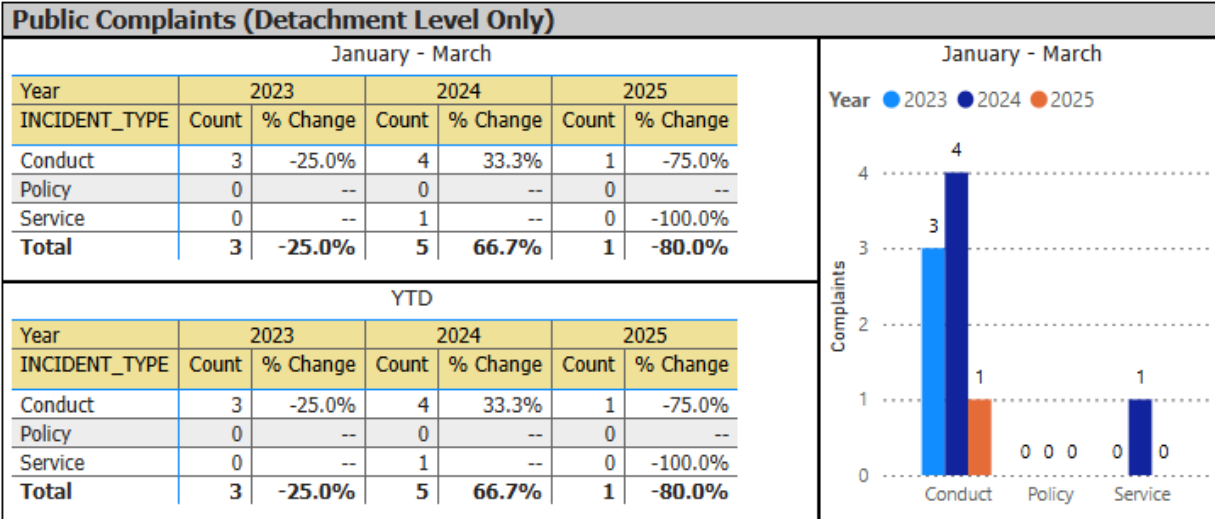
Year ● 2023 ● 2024 ● 2025



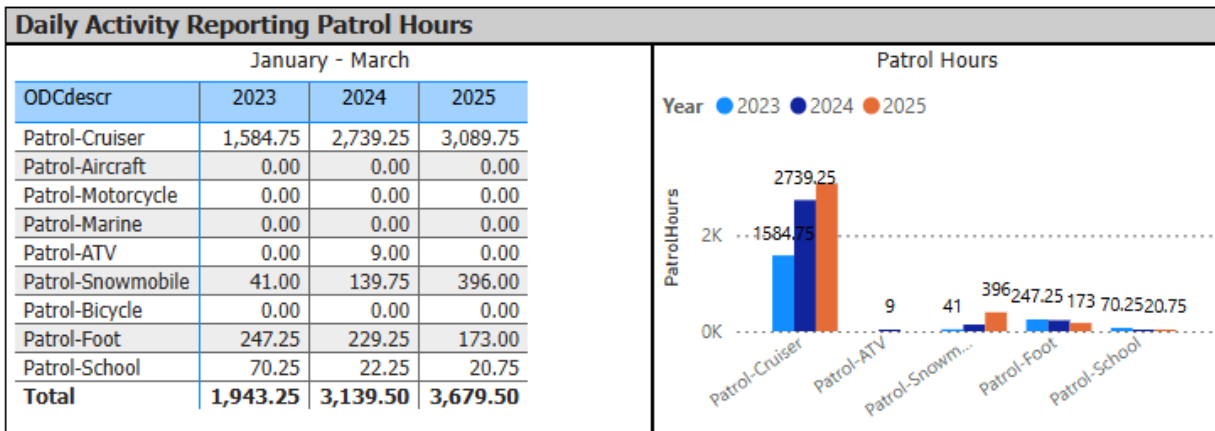
# LANARK COUNTY POLICE SERVICE BOARD REPORT



## OPP Detachment Board Report Records Management System January - March 2025



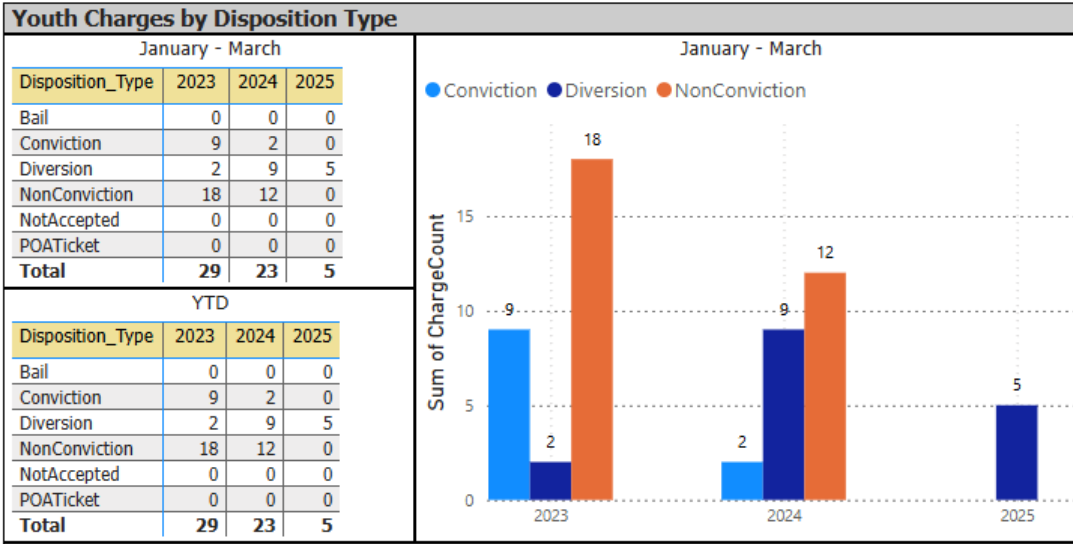
## Daily Activity Reporting



# LANARK COUNTY POLICE SERVICE BOARD REPORT



## OPP Detachment Board Report Records Management System January - March 2025



**Youth Charges by Disposition and Occurrence Type**

January - March

Year	2025						Total
OccType	Bail	Conviction	Diversion	NonConviction	NotAccepted	POATicket	
Assault	0	0	4	0	0	0	4
Threats	0	0	1	0	0	0	1
<b>Total</b>	<b>0</b>	<b>0</b>	<b>5</b>	<b>0</b>	<b>0</b>	<b>0</b>	<b>5</b>

YTD

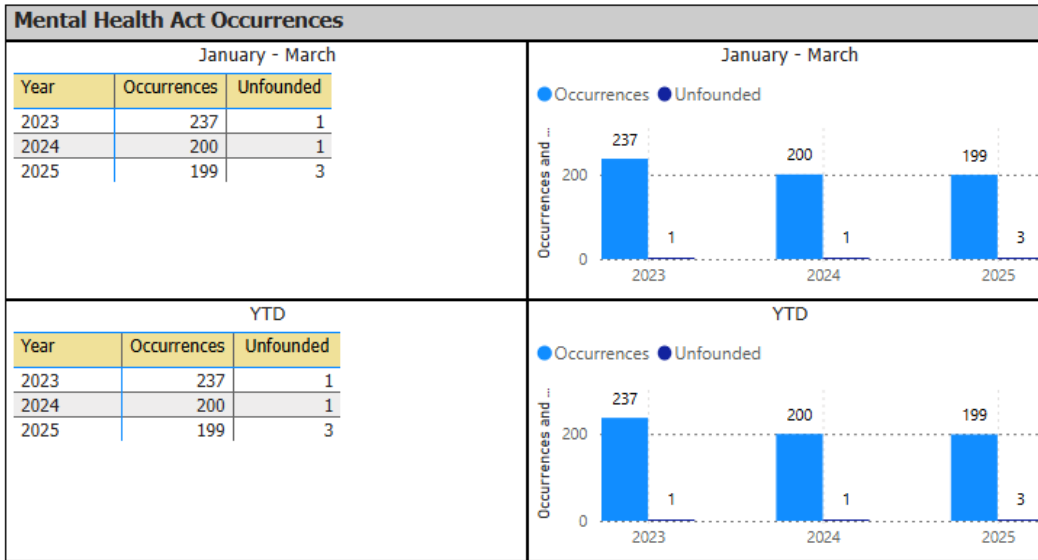
Year	2025						Total
OccType	Bail	Conviction	Diversion	NonConviction	NotAccepted	POATicket	
Assault	0	0	4	0	0	0	4
Threats	0	0	1	0	0	0	1
<b>Total</b>	<b>0</b>	<b>0</b>	<b>5</b>	<b>0</b>	<b>0</b>	<b>0</b>	<b>5</b>

The tables and chart on this page present summarized youth charges by disposition and occurrence type that have been recorded in the OPP Niche RMS application. Of note... the Niche data sourced for this report page only lists youth charges that have had a disposition type entered against them. Therefore, please be aware that the counts of youth charges entries on this report page are under stating the potential sum of youth charges that are in OPP Niche RMS.

# LANARK COUNTY POLICE SERVICE BOARD REPORT



## OPP Detachment Board Report Records Management System January - March 2025

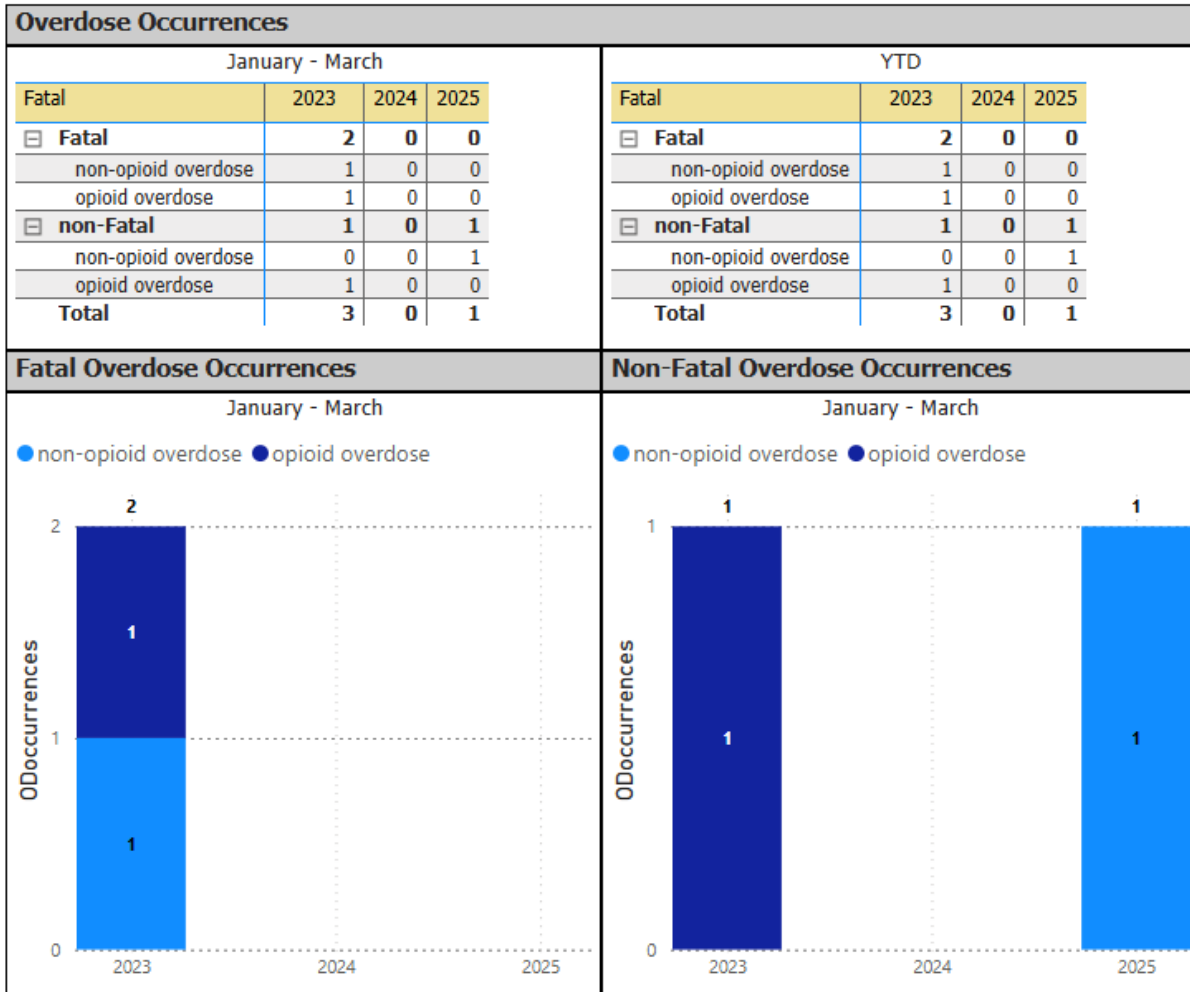


Mental Health Act Occurrences by Occurrence Type		
January - March		
Year	2025	
OccurrenceType	Occurrences	Unfounded
	1	0
911 call/911 hang-up	2	0
Assault	9	0
Attempt or threat of suicide	25	0
B-E bus/res/oth	2	1
Child Pornography - accessing 163.1(4.1) CC	1	0
Cyber Enabled Crime - Cyberbullying/Harassment/Stalking	1	0
Cyber Enabled Crime - Online Fraud	1	0
eTicket - Vehicle	1	0
Family dispute	6	0
Intimate Partner Violence	12	0
Liquor Licence Control Act	1	0
Mental health act	97	0
Mischief	2	0
Missing person	3	0
Missing person located	1	0
Motor vehicle collision	1	0
Person Well-Being Check	11	0
Police assistance	5	1
Police information	3	0
Prevent breach of peace	1	0
Sexual assault	2	0
Shoplift	2	0
Sudden death	2	0
Suspicious person	2	0
Theft	2	0
Threats	2	1
Traffic enforcement - H.T.A.	1	0
<b>Total</b>	<b>199</b>	<b>3</b>

# LANARK COUNTY POLICE SERVICE BOARD REPORT



## OPP Detachment Board Report Records Management System January - March 2025





# LANARK COUNTY POLICE SERVICE BOARD REPORT



## OPP Detachment Board Report Records Management System January - March 2025

