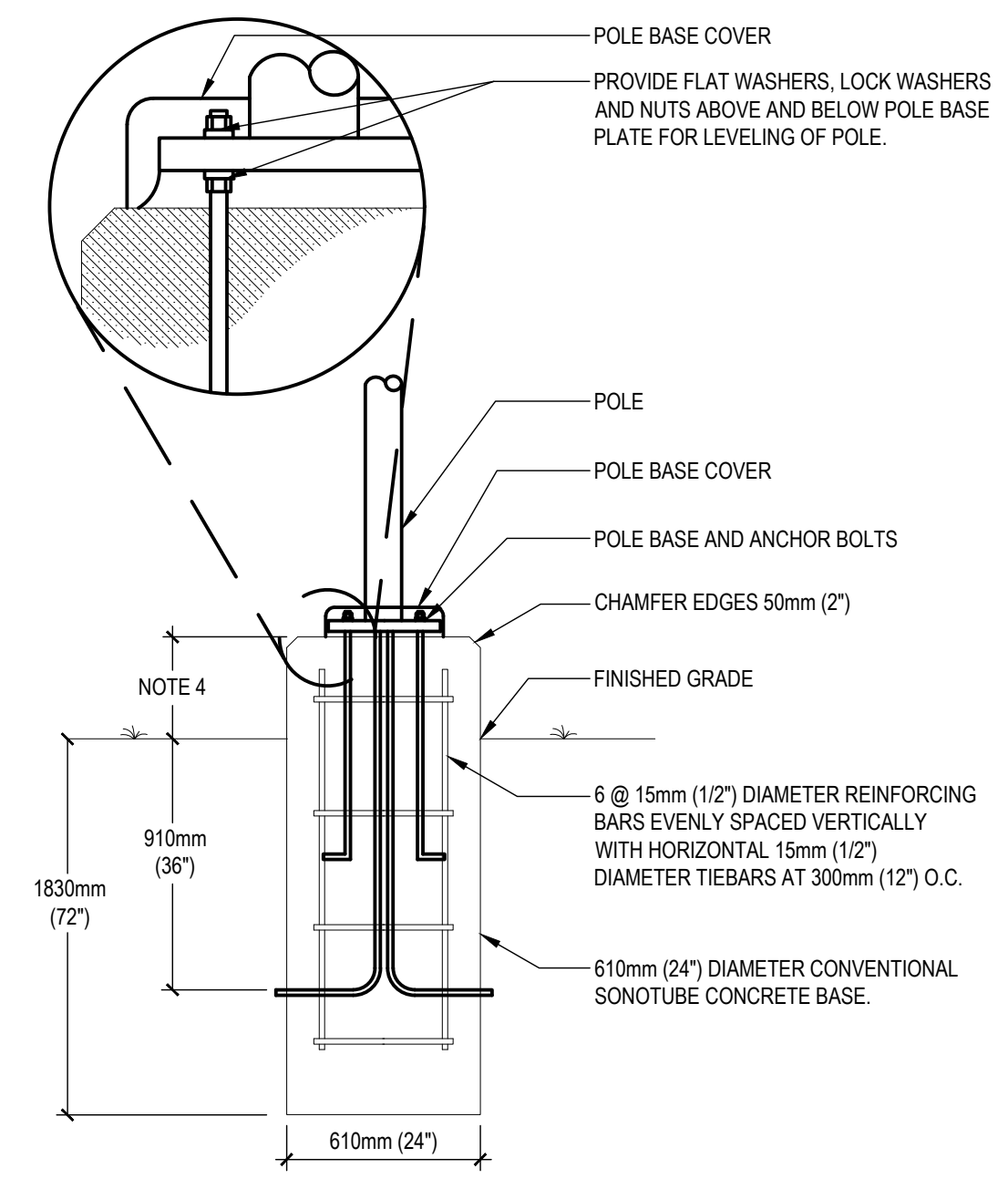
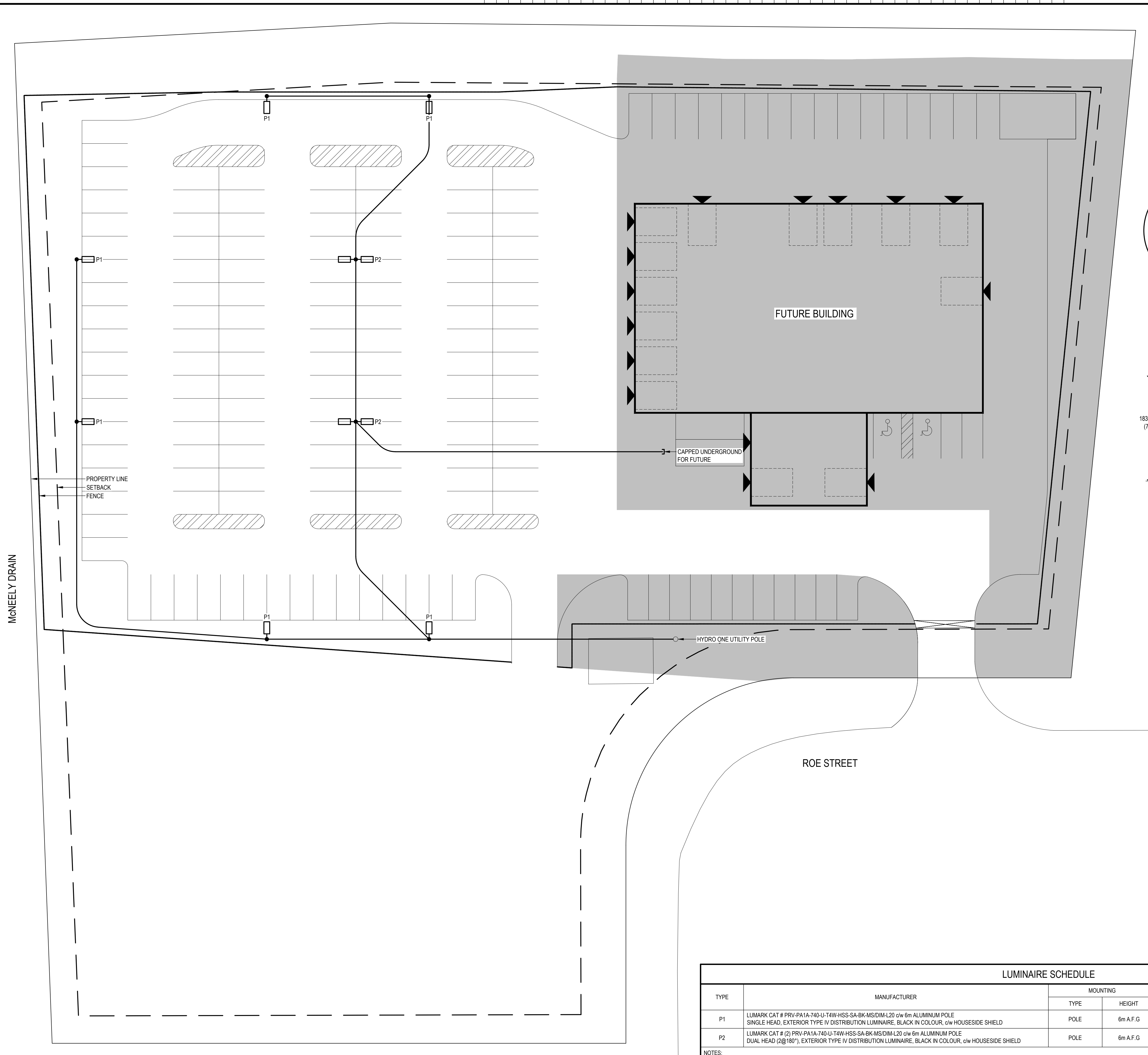
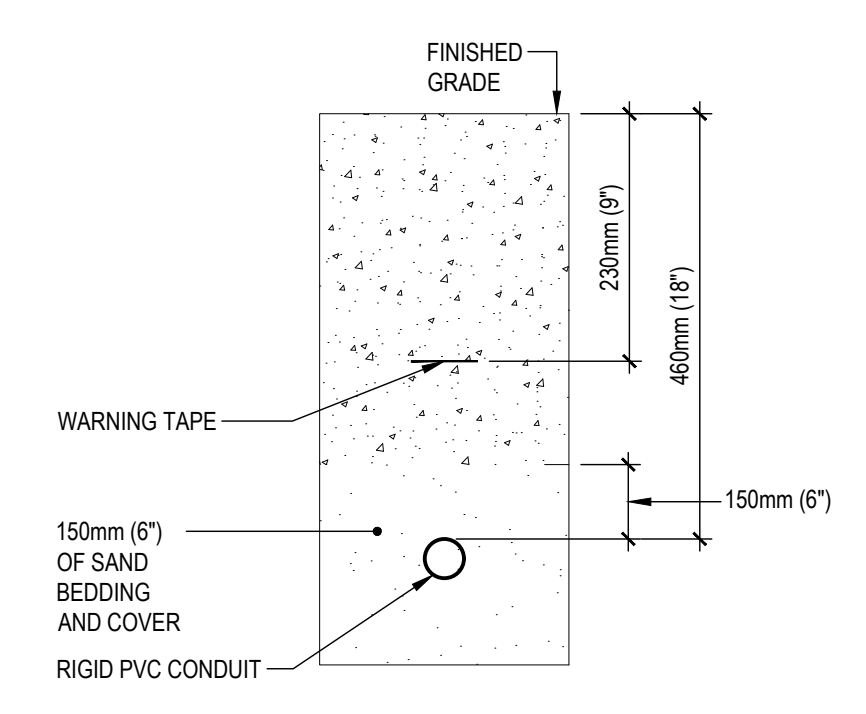


**SITE PLAN - ELECTRICAL**  
SCALE: 1:250



**STANDARD POLE BASE DETAIL**  
N.T.S.

- NOTES:**
- POLE BASE TO BE SET 910mm (36") FROM CURB.
  - BASE CONCRETE TO HAVE 2800PSI COMPRESSION STRENGTH AFTER 28 DAYS.
  - EXTEND CONDUITS 305mm (12") UP INTO POLE.
  - 200mm (8") FOR ISLAND LOCATIONS, 910mm (36") FOR POLES LOCATED IN MIDDLE OF PARKING AREAS.
  - CONTRACTOR TO SANDBLAST ALL POLE BASES COMPLETELY SMOOTH PRIOR TO INSTALLING POLES.



**TRENCH PROFILE**  
N.T.S.

**KEY PLAN**

No.	By	Revisions	Date
1	C+B	ISSUED FOR SITE PLAN APPROVAL	14-05-2026

A	DETAIL NO.
B	DWG. NO. - WHERE REQUIRED
C	DWG. NO. - WHERE DETAILED

DO NOT SCALE THE DRAWINGS. ALL MEASUREMENTS ARE TO BE CHECKED AND VERIFIED ON SITE BY THE CONTRACTOR. ANY DISCREPANCIES ARE TO BE REPORTED TO THE CONSULTANT BEFORE PROCEEDING WITH THE WORK.

COPYRIGHT © ALL RIGHTS RESERVED. ALL DRAWINGS AND RELATED DOCUMENTS ARE THE COPYRIGHT OF THE CONSULTANT AND MUST BE RETURNED UPON REQUEST OR AT THE COMPLETION OF THE WORK. REPRODUCTION OF THESE DRAWINGS OR RELATED DOCUMENTS IN PART OR IN WHOLE BY ELECTRONIC OR MECHANICAL MEANS IS FORBIDDEN BY LAW WITHOUT THE PRIOR WRITTEN PERMISSION OF THE CONSULTANT



**Chorley + Bisset**  
CONSULTING ENGINEERS  
chorley.com

201 QUEENS AVE., UNIT 800 LONDON ON, N6A 1J1  
250 CITY CENTRE AVE., SUITE 403 OTTAWA ON, K1R 6K7

Project Title  
**BEAN AUTOMOTIVE**  
41 ROE STREET

**BEAN AUTOMOTIVE**  
41 ROE STREET, CARLETON PLACE, ON

Drawing Title  
**SITE PLAN**  
**ELECTRICAL**

Drawn AGB	Checked JPP	Approved JPP	Drawing No. <b>SPAE1</b>
Scale AS NOTED	Date MAY 2026	Project No. 10702	Rev. No.

**LUMINAIRE SCHEDULE**

TYPE	MANUFACTURER	MOUNTING		LUMENS	SYSTEM WATTAGE	VOLTS	EQUAL MANUFACTURERS
		TYPE	HEIGHT				
P1	LUMARK CAT # PRV-PA1A-740-U-T4W-HSS-SA-BK-MS/DIM-L20 c/w 6m ALUMINUM POLE SINGLE HEAD, EXTERIOR TYPE IV DISTRIBUTION LUMINAIRE, BLACK IN COLOUR, c/w HOUSESIDE SHIELD	POLE	6m A.F.G.	7500	54	120	AS APPROVED
P2	LUMARK CAT # (2) PRV-PA1A-740-U-T4W-HSS-SA-BK-MS/DIM-L20 c/w 6m ALUMINUM POLE DUAL HEAD (2@180°), EXTERIOR TYPE IV DISTRIBUTION LUMINAIRE, BLACK IN COLOUR, c/w HOUSESIDE SHIELD	POLE	6m A.F.G.	2@7500	2@54	120	AS APPROVED

- NOTES:**
- PROVIDE ALL ACCESSORIES AS REQUIRED.
  - CONFIRM FINISH OF ALL EXTERIOR LIGHTS AT SHOP DRAWING STAGE.